



# GLASS HINGE

*Here  
you can find*

*many different Glass and Shower Hinges.....*



\*Mini \*Standard \*Heavy

\*Spring \*Non-spring \*Adjustable



## Glass Hinge

### MODELS SPECIFICATION CHART – Glass Hinges

● standard      ○ option for select      – no

Item No.	Material			For glass (mm)			Max. Door Weight		Max. Door Width	
	Brass	SS#304	SS#316	6-8	8-10	10-12	2 hinges	3hinges	2hinges	3hinges
GH-10C	●	–	–	–	●	–	36kgs (80lbs)	55kgs (120lbs)	762mm (30")	915mm (36")
GH-10S	●	–	–	–	●	–				
GH-10R	●	○	–	–	●	–				
GH-10E	●	–	–	–	●	–				
GH-60C	●	–	–	–	–	●	43kgs (95lbs)	60kgs (130lbs)	864mm (34")	965mm (38")
GH-60R	●	–	–	–	–	●				
GH-80C	●	–	–	●	–	–	25kgs (55lbs)	40kgs (85lbs)	762mm (30")	915mm (36")
GH-80S	●	–	–	●	–	–				
GH-80R	●	–	–	●	–	–				
GH-90C	●	–	–	–	–	●	45kgs (90lbs)	68kgs (150lbs)	864mm (34")	965mm (38")
GH-90S	●	–	–	–	–	●				
GHA-30R	●	–	–	–	●	–	36kgs (80lbs)	55kgs (120lbs)	762mm (30")	915mm (36")
GHA-30E	●	–	–	–	●	–				
GHA-40R	●	–	–	●	–	–	25kgs (55lbs)	40kgs (85lbs)	864mm (34")	965mm (38")
GHA-60E	●	–	–	–	–	●				
GHA-70C	●	–	–	–	●	–	36kgs (80lbs)	55kgs (120lbs)	762mm (30")	915mm (36")
GHA-70S	●	–	–	–	●	–				
GHA-70R	●	–	–	–	●	–				
GHA-70E	●	–	–	–	●	–				



## Glass Hinge

### MODELS SPECIFICATION CHART – Glass Hinges – Adjustable & Non-spring type

● standard      ○ option for select      – no

Item No.	Material			For glass (mm)			Max. Door Weight		Max. Door Width	
	Brass	SS#304	SS#316	6-8	8-10	10-12	2 hinges	3hinges	2hinges	3hinges
GHA-80C	●	–	–	●	–	–	25kgs (55lbs)	40kgs (85lbs)	762mm (30")	915mm (36")
GHA-80S	●	–	–	●	–	–				
GHA-80R	●	–	–	●	–	–				
GHA-90C	●	–	–	–	–	●	45kgs (100lbs)	68kgs (150lbs)		
GHA-90S	●	–	–	–	–	●	36kgs (80lbs)	55kgs (120lbs)		
GHA-71R	●	–	–	–	●	–				
GHA-81S	●	–	–	●	–	–	25kgs (55lbs)	40kgs (85lbs)		
GHA-81R	●	–	–	●	–	–	30kgs (80lbs)	50kgs (110lbs)	711mm (28")	813mm (32")
GHN-10S	●	–	–	–	●	–				
GHN-10A	●	–	–	–	●	–				
GHN-10E	●	–	–	–	●	–				
GHN-20C	–	●	–	–	●	–				
GHN-20F	–	●	–	–	●	–				
GHN-30U	●	–	–	–	●	–				
GHN-10A2	–	●	–	–	●	–	–	–	–	–
GHN-10B	–	●	–	–	●	–				
GHN-40L	–	–	●	–	●	–				
GHN-41L	–	●	–	–	●	–	45kgs (100lbs)	–	1000mm (39")	–
GHN-50 series	●	–	–	–	●	–				
GHN-80R	●	–	–	●	–	–	26kgs (62lbs)	42kgs (92lbs)	711mm (28")	813mm (32")
GHN-90R	Aluminum			8-12mm			50kgs (110lbs)	–	900mm (36")	–



## GLASS HINGE



### Features

- 100% Made in Taiwan, quality guarantee.
- Material:
  - GH-10C / S / E: Brass
  - GH-10R: Brass, SS#304
- Finishes available in Satin/Brush and Mirror finish.
- Suitable for glass thickness from 8mm (5/16") to 10mm (3/8") glass.
- The All-Season grade gaskets, offer durable elasticity, firmly holding quality.
- Automatic Closing Angle: 0°-30°



	Max. door weight	Max. door width
2hinges	36kgs (80lbs)	762mm (30")
3hinges	55kgs (120lbs)	915mm (36")

	GH-10C	GH-10S	GH-10R		GH-10E	
GTW						
GTWOF						
GTWSP						
90						
135						
180						



## GLASS HINGE

### GLASS HINGE GH-60X series

### Features

- 100% Made in Taiwan, quality guarantee.
- Material: Brass
- Finishes available in Satin/Brush and Mirror finish.
- Suitable for glass thickness from 10mm (3/8") to 12mm (1/2") glass.
- The All-Season grade gaskets, offer durable elasticity, firmly holding quality.
- Automatic Closing Angle: 0°-20°



	Max. door weight	Max. door width
2hinges	43kgs (95lbs)	864mm (34")
3hinges	60kgs (130lbs)	965mm (38")

#### GH-60C

#### GH-60R

#### GTWOF



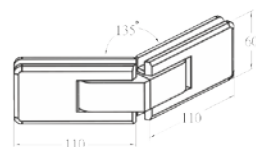
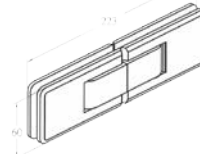
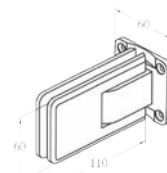
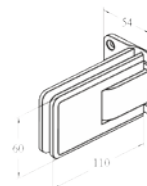
#### GTW



#### 180



#### 135





## GLASS HINGE

### Features



- 100% Made in Taiwan, quality guarantee.
- Material: Brass
- Finishes available in Satin/Brush and Mirror finish.
- Suitable for glass thickness from 6mm (1/4") to 8mm (5/16") glass.
- The All-Season grade gaskets, offer durable elasticity, firmly holding quality.
- Automatic Closing Angle: 0°-30°



	Max. door weight	Max. door width
2hinges	25kgs (55lbs)	762mm (30")
3hinges	40kgs (85lbs)	915mm (36")

GH-80C		GH-80S		GH-80R	
GTW				GTW	
GTWOF				GTWOF	
GTWSP				GTWSP	
90				90	
135				135	
180				180	



## GLASS HINGE

### Features



- 100% Made in Taiwan, quality guarantee.
- Material: Brass
- Finishes available in Satin/Brush and Mirror finish.
- Suitable for glass thickness from 10mm (3/8") to 12mm (1/2") glass.
- The All-Season grade gaskets, offer durable elasticity, firmly holding quality.
- Automatic Closing Angle: 0°-30°



	Max. door weight	Max. door width
2hinges	45kgs (100lbs)	762mm (30")
3hinges	68kgs (150lbs)	915mm (36")

	GH-90C	GH-90S	
GTW			
GTWOF			
GTWSP			
90			
135			
180			



## GLASS HINGE



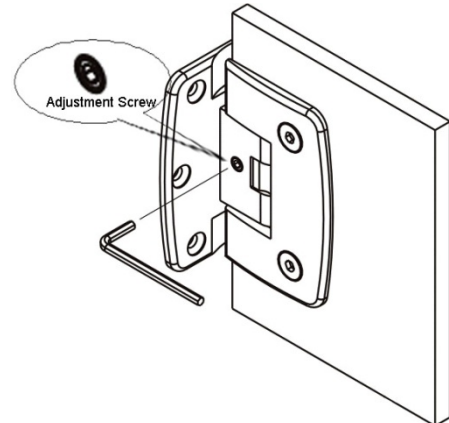
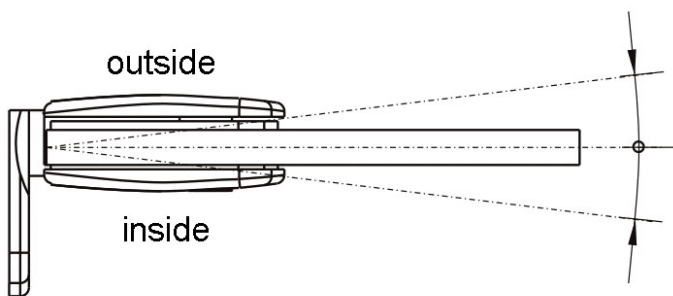
### Features

- 100% Made in Taiwan, quality guarantee.
- Material: Brass
- Finishes available in Satin/Brush and Mirror finish.
- Suitable for glass thickness from 8mm (5/16") to 10mm (3/8") glass.
- The All-Season grade gaskets, offer durable elasticity, firmly holding quality.
- Adjustment Angle:  $\pm 6^\circ$



	Max. door weight	Max. door width
2hinges	36kgs (80lbs)	762mm (30")
3hinges	55kgs (120lbs)	915mm (36")

GHA-30R		GHA-30E		GHA-30R		GHA-30E	
<b>GTW</b>							
<b>GTWOF</b>							
<b>GTWSP</b>							
<b>90</b>							
<b>135</b>							
<b>180</b>							







## GLASS HINGE



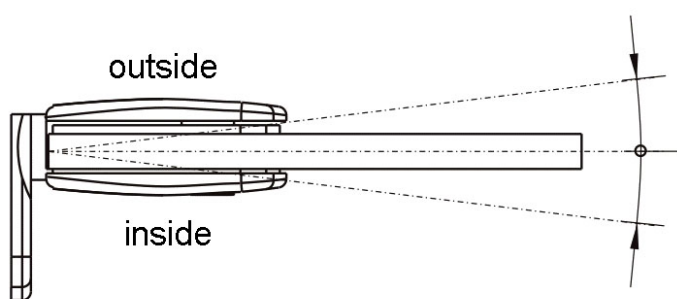
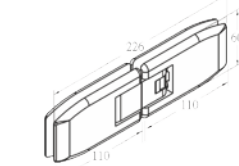
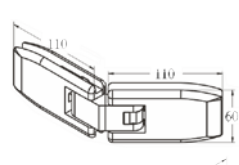
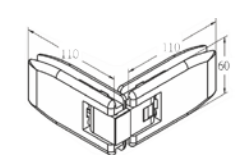
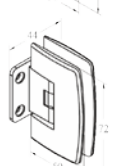
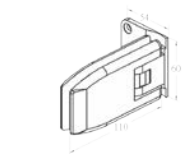
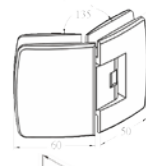
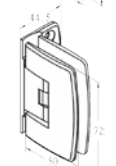
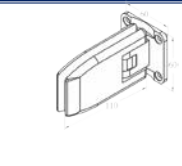
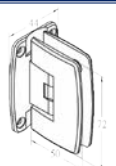
### Features

- 100% Made in Taiwan, quality guarantee.
- Material: Brass
- Finishes available in Satin/Brush and Mirror finish.
- Suitable for glass thickness
  - GHA-40R: 6mm (1/4") to 8mm (5/16") glass.
  - GHA-60E: 10mm (3/18") to 12mm (1/2") glass.
- The All-Season grade gaskets, offer durable elasticity, firmly holding quality.
- Adjustment Angle:  $\pm 6^\circ$



		Max. door weight	Max. door width
GHA-40R	2hinges	25kgs (55lbs)	762mm (30")
	3hinges	40kgs (85lbs)	915mm (36")
GHA-60E	2hinges	43kgs (95lbs)	864mm (34")
	3hinges	60kgs (130lbs)	965mm (38")

### GHA-40R                      GHA-40R                      GHA-60E



Adjustment Angle ( $\pm 6^\circ$ )



## GLASS HINGE

### Features



- 100% Made in Taiwan, quality guarantee.
- Material: Brass
- Finishes available in Satin/Brush and Mirror finish.
- Suitable for glass thickness from 8mm (5/16") to 10mm (3/8") glass.
- The All-Season grade gaskets, offer durable elasticity, firmly holding quality.
- Adjustment Angle: +/-30°



	Max. door weight	Max. door width
2hinges	36kgs (80lbs)	762mm (30")
3hinges	55kgs (120lbs)	915mm (36")

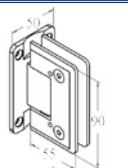
**GHA-70C**

**GHA-70S**

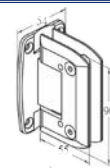
**GHA-70R**

**GHA-70E**

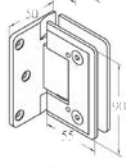
**GTW**



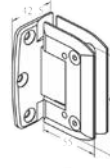
**GTW**



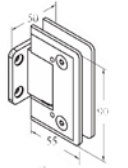
**GTWOF**



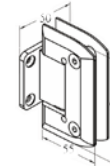
**GTWOF**



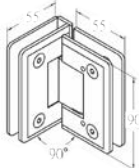
**GTWSP**



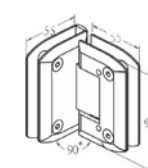
**GTWSP**



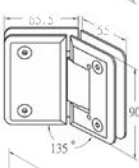
**90**



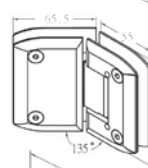
**90**



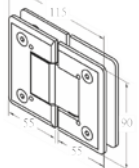
**135**



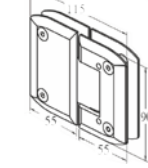
**135**



**180**



**180**





## GLASS HINGE

### Features



- 100% Made in Taiwan, quality guarantee.
- Material: Brass
- Finishes available in Satin/Brush and Mirror finish.
- Suitable for glass thickness from 6mm (1/4") to 8mm (5/16") glass.
- The All-Season grade gaskets, offer durable elasticity, firmly holding quality.
- Adjustment Angle: +/-30°



	Max. door weight	Max. door width
2hinges	25kgs (55lbs)	762mm (30")
3hinges	40kgs (85lbs)	915mm (36")

	GHA-80C	GHA-80S	GHA-80R		GHA-80R	
<b>GTW</b>						
<b>GTWOF</b>						
<b>GTWSP</b>						
<b>90</b>						
<b>135</b>						
<b>180</b>						

Adjustment Angle (+/- 30°)

Adjustment Screws



## GLASS HINGE



### Features

- 100% Made in Taiwan, quality guarantee.
- Material: Brass
- Finishes available in Satin/Brush and Mirror finish.
- Suitable for glass thickness from 10mm (3/8") to 12mm (1/2") glass.
- The All-Season grade gaskets, offer durable elasticity, firmly holding quality.
- Adjustment Angle:  $\pm 30^\circ$



	Max. door weight	Max. door width
2hinges	45kgs (100lbs)	762mm (30")
3hinges	68kgs (150lbs)	915mm (36")

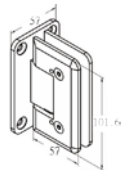
**GHA-90C**

**GHA-90S**

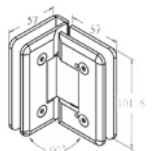
**GHA-90C**

**GHA-90S**

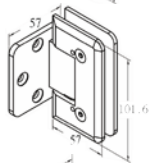
**GTW**



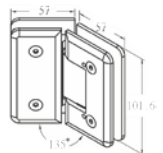
**90**



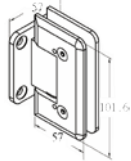
**GTWOF**



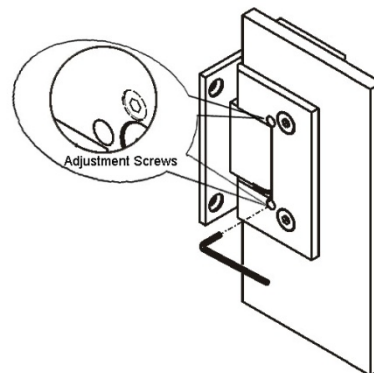
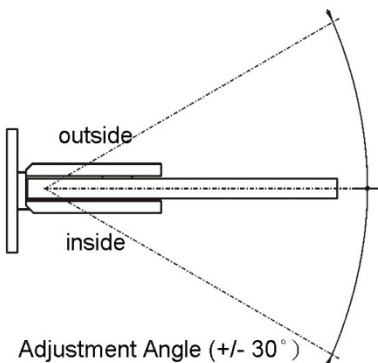
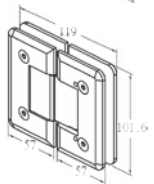
**135**



**GTWSP**



**180**





## GLASS HINGE



### Features

- 100% Made in Taiwan, quality guarantee.
- Brass, in Satin/Brush and Mirror finish.
- Suitable for glass thickness  
 GHA-71R: 8mm (5/16") to 10mm (3/8") glass.  
 GHA-81R/S: 6mm (1/4") to 8mm (5/16") glass.
- The All-Season grade gaskets, offer durable elasticity, firmly holding quality.
- Adjustment Angle:  $\pm 10^\circ$



		Max. door weight	Max. door width
GHA-71R	2hinges	36kgs (80lbs)	762mm (30")
	3hinges	55kgs (120lbs)	915mm (36")
GHA-81R/S	2hinges	25kgs (55lbs)	762mm (30")
	3hinges	40kgs (85lbs)	915mm (36")

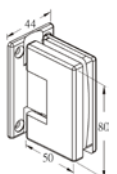
**GHA-81R**

**GHA-81S**

**GHA-71R**

**GHA-71R**

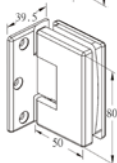
**GTW**



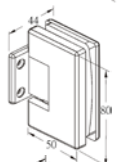
**GTW**

**GTWOF**

**GTWOF**

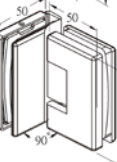



**GTWSP**

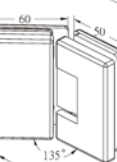


**GTWSP**

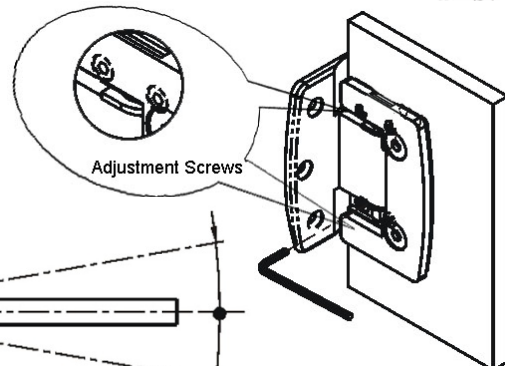
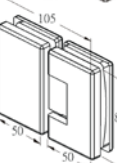
**90**



**135**



**180**



Adjustment Angle ( $\pm 10^\circ$ )



## GLASS HINGE

### Features



- 100% Made in Taiwan, quality guarantee.
- Material: Brass
- Finishes available in Satin/Brush and Mirror finish.
- Suitable for glass thickness from 8mm (5/16") to 10mm (3/8") glass.
- The All-Season grade gaskets, offer durable elasticity, firmly holding quality.



	Max. door weight	Max. door width
2hinges	36kgs (80lbs)	711mm (28")
3hinges	50kgs (110lbs)	813mm (32")

### GHN-10S      GHN-10A      GHN-10E

<p><b>GTWOF (Offset)</b></p>		
<p><b>GTWOU (Out Swing)</b></p>		
<p><b>GTWIN (In-Swing)</b></p>		
<p><b>GTG</b></p>	<p>Glass to Glass: 90°</p>	<p>Glass to Glass: 90°</p>
<p>Glass to Glass: 180°</p>	<p>Glass to Glass: 135°</p>	<p>Glass to Glass: 180°</p>
		<p>Glass to Glass: 135°</p>



## GLASS HINGE

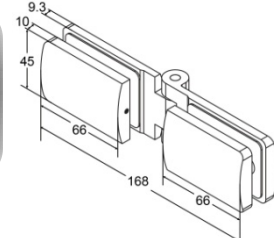
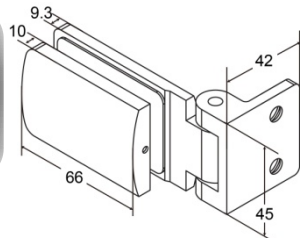
### Features



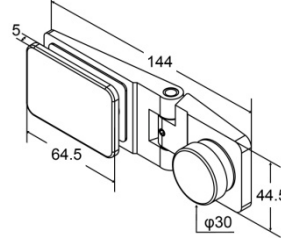
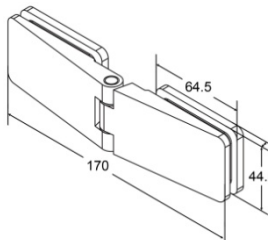
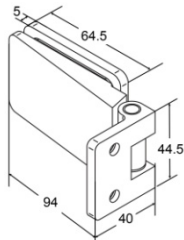
- 100% Made in Taiwan, quality guarantee.
- Material: SS#304
- Finishes available in Satin/Brush and Mirror finish.
- Suitable for glass thickness from 8mm (5/16") to 10mm (3/8") glass.
- The All-Season grade gaskets, offer durable elasticity, firmly holding quality.



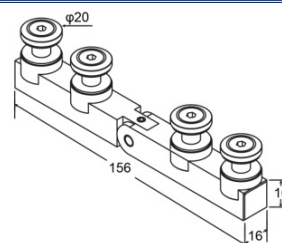
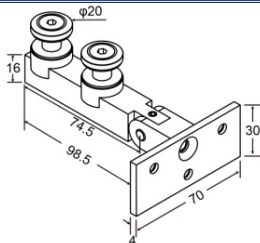
### GHN-10A2, with Aluminum clamping piece



### GHN-10B, with Stainless steel clamping piece



### GHN-41L





## GLASS HINGE

## Features

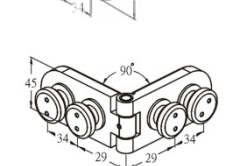
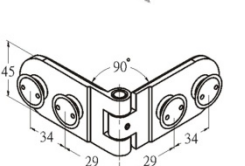
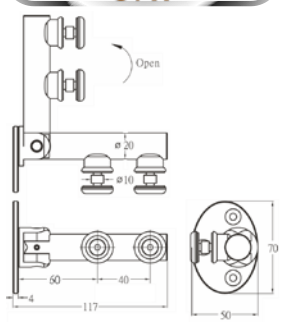
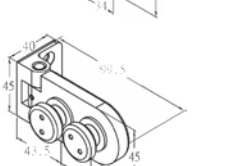
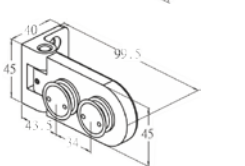
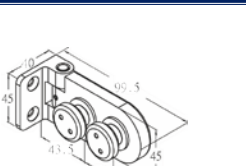
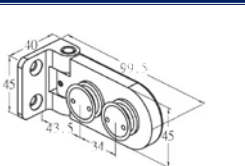


- 100% Made in Taiwan, quality guarantee.
- Material:
  - GHN-20C / F: SS#304
  - GHN-40L: SS#316
- Finishes available in Satin/Brush and Mirror finish.
- Suitable for glass thickness from 8mm (5/16") to 10mm (3/8") glass.
- The All-Season grade gaskets, offer durable elasticity, firmly holding quality.



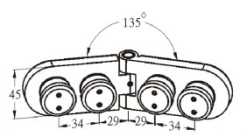
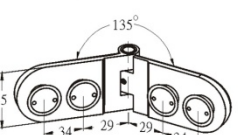
		Max. door weight	Max. door width
GHN-20C/F	2hinges	36kgs (80lbs)	711mm (28")
	3hinges	50kgs (110lbs)	813mm (32")

GHN-20C	GHN-20F	GHN-40L
---------	---------	---------



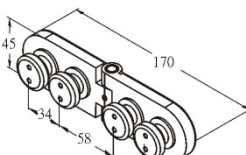
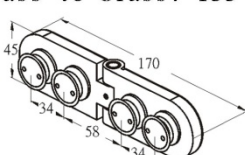
Glass to Glass: 90°

Glass to Glass: 90°



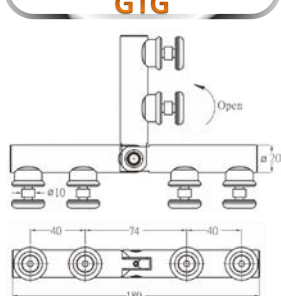
Glass to Glass: 135°

Glass to Glass: 135°



Glass to Glass: 180°

Glass to Glass: 180°







## GLASS HINGE



### Features

- 100% Made in Taiwan, quality guarantee.
- Material: Brass
- Finishes available in Satin/Brush and Mirror finish.
- Suitable for glass thickness
  - GHN-30U: 8mm (5/16") to 10mm (3/8") glass.
  - GHN-80R: 6mm (1/4") to 10mm (5/16") glass.
- The All-Season grade gaskets, offer durable elasticity, firmly holding quality.



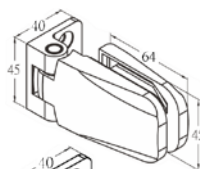
		Max. door weight	Max. door width
GHN-30U	2hinges	36kgs (80lbs)	711mm (28")
	3hinges	50kgs (110lbs)	813mm (32")
GHN-80R	2hinges	28kgs (62lbs)	711mm (28")
	3hinges	42kgs (92lbs)	813mm (32")

### GHN-30U

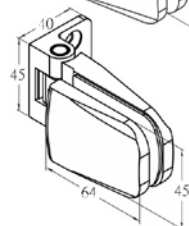
### GHN-80R



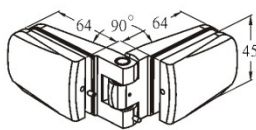
**GTWOU (Out Swing)**



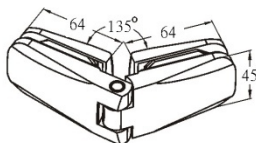
**GTWIN (In-Swing)**



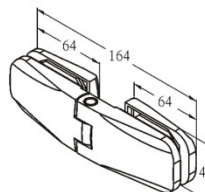
**GTG**



Glass to Glass: 90°



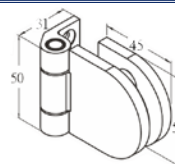
Glass to Glass: 135°



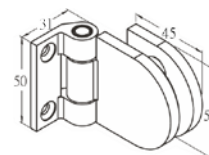
Glass to Glass: 180°



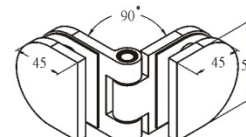
**GTWOU (Out Swing)**



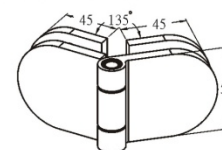
**GTWIN (In-Swing)**



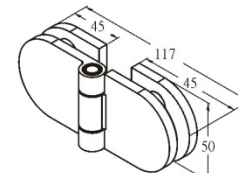
**GTG**



Glass to Glass: 90°



Glass to Glass: 135°



Glass to Glass: 180°



## GLASS HINGE

### Features

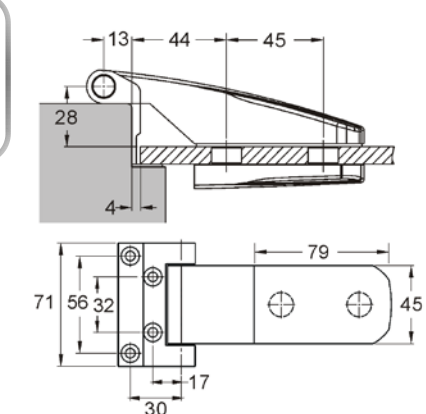
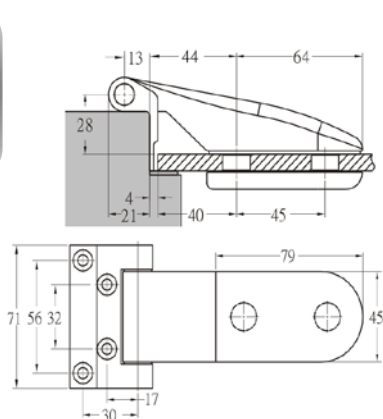
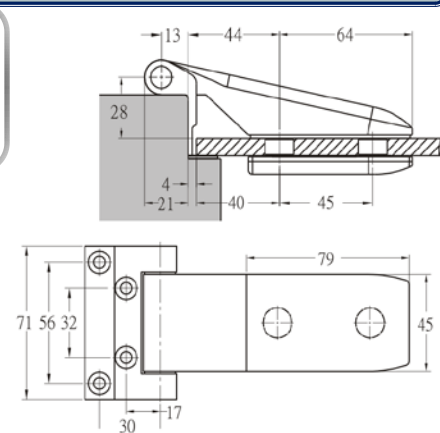
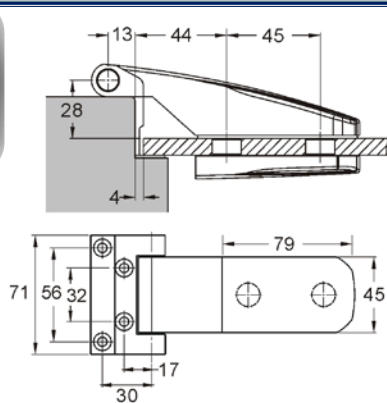


- 100% Made in Taiwan, quality guarantee.
- Material: Brass
- Finishes available in Satin/Brush and Mirror finish.
- Suitable for glass thickness  
GHN-50 series: 8mm (5/16") to 10mm (3/8") glass.
- The All-Season grade gaskets, offer durable elasticity, firmly holding quality.

	Max. door weight	Max. door width
2hinges	45kgs (100lbs)	1000mm (39")



## GHN-50 series





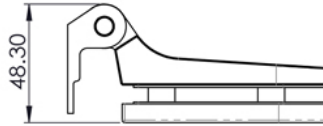
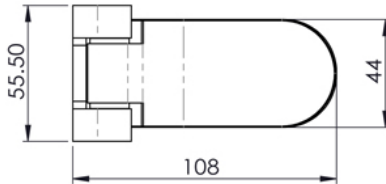
## GLASS HINGE

### Features



- 100% Made in Taiwan, quality guarantee.
- Material: Aluminum
- Finishes available in Satin/Brush and Mirror finish.
- Suitable for glass thickness  
GHN-90R-GTWOU: 8mm (5/16") to 12mm (1/2") glass.
- Open angle: 180 degrees
- The All-Season grade gaskets, offer durable elasticity, firmly holding quality.

		Max. door weight	Max. door width
GHN-90R	2hinges	50kgs (110lbs)	900mm (36")



### Applications

